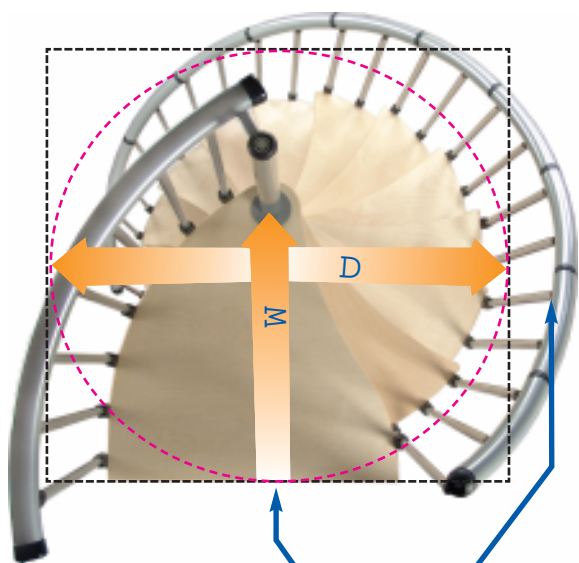


5	4	3	2	1
1720	1935	2150	2365	2580
-	-	-	-	-
1866	2100	2333	2566	2800
205°	230°	255°	280°	305°

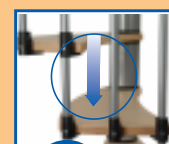


W	D
650-700 mm	>1370 mm













- 2800 mm



- 215-233 mm



- 200 kg

	W1	1 x - 931123 1 x - 932128
	W2	11 x - 932122 11 x - 932127
ø60,2 x 1050mm 	W3	1 x - 920924
ø60,2 x 1050mm 	W4	1 x - 931881
ø51 x 220mm 	W5	1 x - 920915
ø51 x 220mm 	W6	1 x - 931886
ø22 x 840 mm 	W7	8 x - 932118
ø22 x 1100 mm 	W8	23 x - 932119
ø127 x 179 mm 	W9	12 x - 931889
ø50 x 897mm 	W10	1 x - 932120
ø50 x 400mm 	W11	14 x - 932124 14 x - 932129
	W14	2 x - 931884

ø100 mm 	W15	1 x - 931883
M20x900 mm 	W16	2 x - 930654
M8x1000 mm 	W17	5 x - 930706
ø22 x 45 mm 	W18	2 x - 932121
	W19	96 x - 930698
	W20	42 x - 932032
	W21	30 x - 932031
	W22	2 x - 930623
	W23	30 x - 931217
	W24	18 x - 932137
M20 	W25	1 x - 921059
ø10 mm 	W26	10 x - 930304
ø12 mm 	W27	1 x - 930687
ø22 mm 	W28	32 x - 930631

ø35 mm W29



5 x - 932138

M20 DIN 934



W31

1 x - 930629

M20 DIN 6334



W32

1 x - 932143

M8 DIN 934



W33

12 x - 930233

M5 DIN 934



W34

30 x - 930231

M8 DIN 6334



W35

4 x - 930679

M6 DIN 562



W37

46 x - 932142

M8 x 55 mm



W38

3 x - 931733

M8 x 80 mm



W39

1 x - 932144

M8 x 70mm DIN 933



W40

3 x - 931735

M8 x 55mm DIN 6912



W41

6 x - 931879

M5 x 20mm DIN 7991



W42

30 x - 932139

M6 x 6mm DIN 914



W43

46 x - 932141

ø6 x 50 mm



W44

10 x - 930684

ø6 x 30 mm



W45

10 x - 930685

ø3,9 x 16mm DIN 7504P



W46

60 x - 932140

ø4,5 x 25 mm



W47

126 x - 931752

ø30 mm M10 DIN 9021A



W48

10 x - 930600

ø16 mm M8 DIN 125A



W49

12 x - 930680

M8 x70 mm



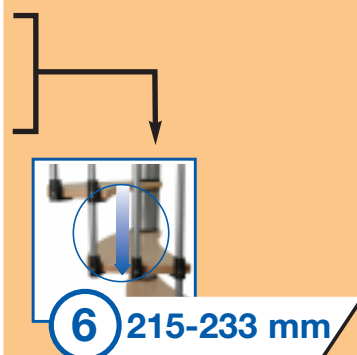
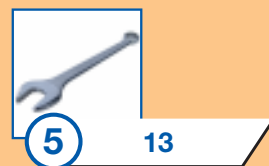


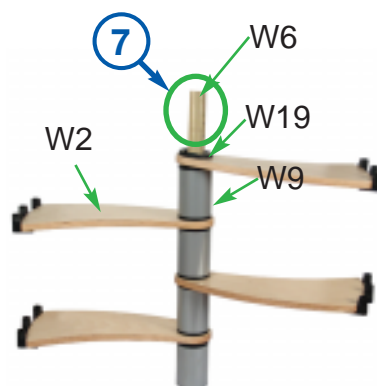
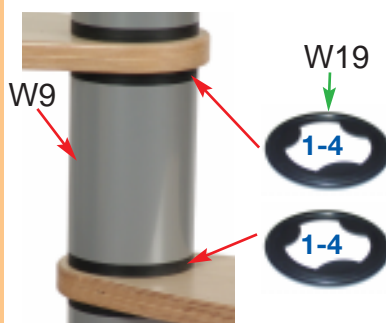


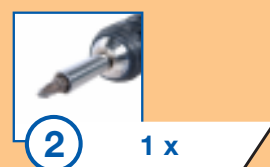

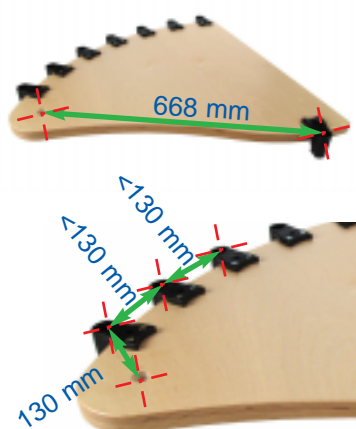
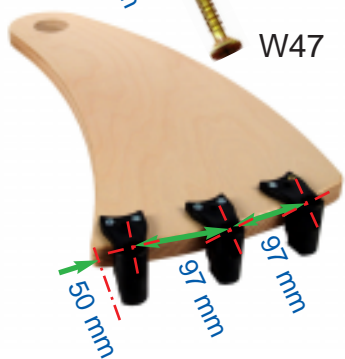
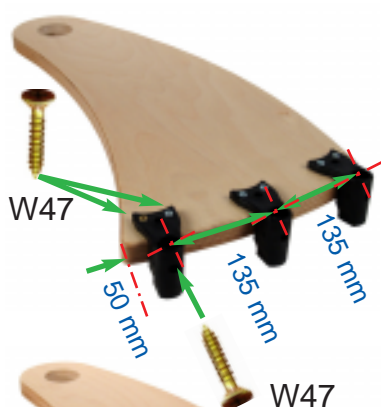
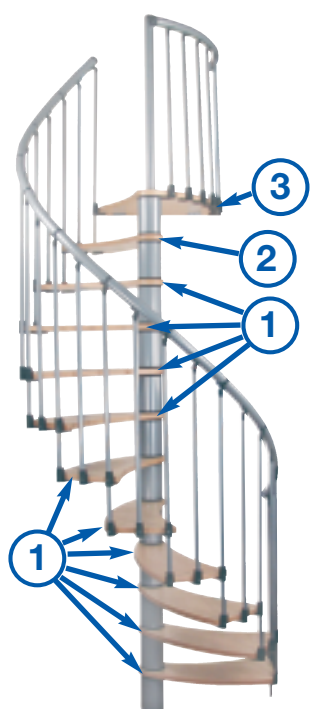
W50

1 x - 931742



W51

5 x - 933025



2 x W19 = 215 mm

3 x W19 = 218 mm

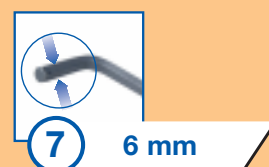
4 x W19 = 221 mm


5 x W19 = 224 mm

6 x W19 = 227 mm

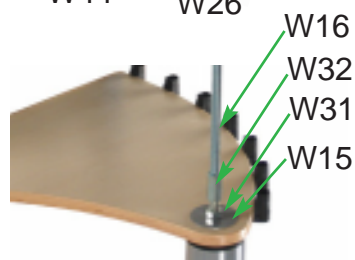
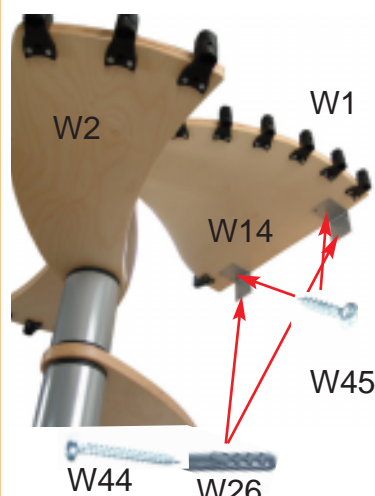
7 x W19 = 230 mm

8 x W19 = 233 mm





6 mm



ø8 mm



-



30



-

