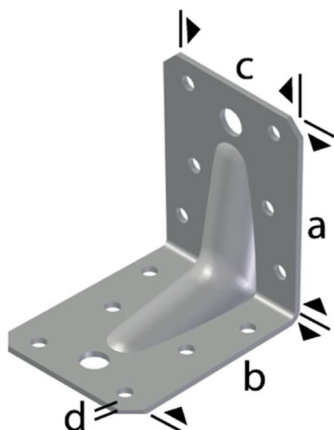


# 452013-ANGLEBRACKETS 90x90x40x3.0 CE

ESSVE Angle brackets are intended to be used for anchoring crossing frameworks, as well as between wooden posts and awls or hammer bands.

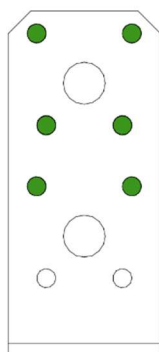
ESSVE Angle fittings are made of 2.0, 2.5 or 3.0 mm hot-dip galvanised sheet steel. The angle brackets are equipped with 5.0 mm holes and larger bolt holes. The angle fittings are manufactured in two versions, with (MF) or without reinforcement.



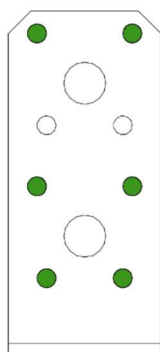
Dimensions [mm]				Hole flange A	Hole flange B
a	b	c	d	Anchor nail	Anchor nail
90	90	40	3.0	6	6

Characteristic load capacity					
Assembly /mounting	F <sub>Rk,1</sub> [kN] Pillar	F <sub>Rk,1</sub> [kN] Beam	F <sub>Rk,2/3</sub> [kN]	F <sub>Rk,4</sub> [kN]	F <sub>Rk,5</sub> [kN]
Simple	1.1	1.1	5.0	-	-
Double	2.3	2.3	5.0	5.4	5.4
Allowable load [kg]					
Simple	50	50	220	-	-
Double	105	105	220	240	240

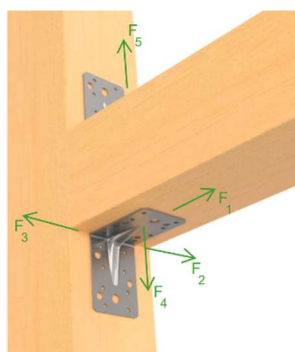
- Values refer to fittings as a system with ESSVE 4.0x60 anchor nails in accordance with ETA-23/0234
- Single angle brackets must be mounted on the underside of the beam
- When horizontal and vertical transverse force act  $\left(\frac{F_{1,d}}{F_{Rd,1}}\right)^2 + \left(\frac{F_{2,d}}{F_{Rd,2}}\right)^2 + \left(\frac{F_{3,d}}{F_{Rd,3}}\right)^2 + \left(\frac{F_{4,d}}{F_{Rd,4}}\right)^2 + \left(\frac{F_{5,d}}{F_{Rd,5}}\right)^2 \leq 1,0$  simultaneously, the condition shall be fulfilled
- The allowable load is shown in unit [kg] and can be applied directly. All safety factors according to Eurocode 5 are already included with partial coefficient ( $\gamma_M = 1.3$ ), load duration and moisture factor ( $k_{mod} = 0.8$ ) as well as assumed load factor for ultimate limit state ( $\gamma_{load} = 1.4$ ) according to EN 1990



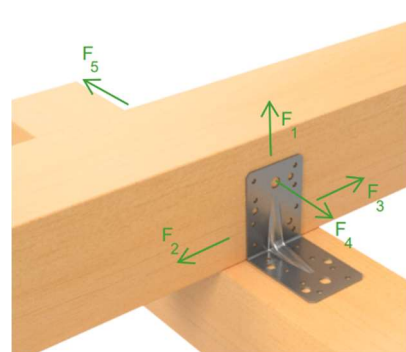
FLANGE A



FLANGE B



PILLAR



BEAM