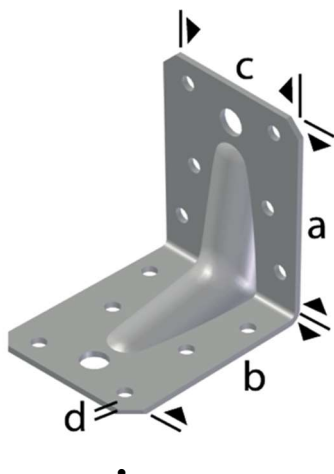


## 452027-VINKELBESLAG 40x40x20x2.0 CE

ESSVE Angle brackets are intended to be used for anchoring crossing frameworks and brackets when rebarbing, as well as between wooden posts and awls or hammer bands.

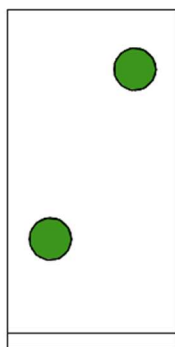
ESSVE Angle fittings are made of 2.0, 2.5 or 3.0 mm hot-dip galvanised sheet steel. The angle brackets are equipped with 5.0 mm holes and larger bolt holes. The angle fittings are manufactured in two versions, with (MF) or without reinforcement.



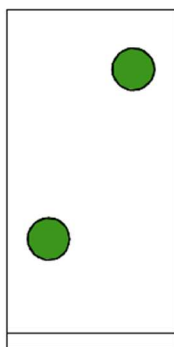
Dimensions [mm]				Hole flange A	Hole flange B
a	b	c	d	Anchor nail	Anchor nail
40	40	20	2.0	2	2

Characteristic resistance				
$R_{A,k}$ [kN]	$R_{B,k}$ [kN]	$R_{B,x,k}$ [kN]	$R_{B,z,t,k}$ [kN]	$R_{B,z,c,k}$ [kN]
2.9	2.9	1.10	0.7	1.3
Allowable load [kg]				
130	130	50	30	60

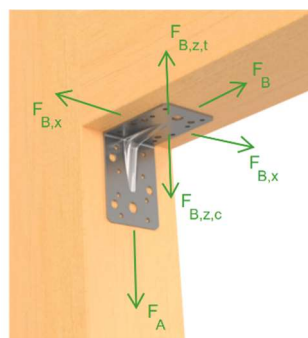
- Values refer to fittings as a system with ESSVE 5.0x40 anchor screw in accordance with ETA-23/0185
- When horizontal and vertical transverse force act  $\left(\frac{F_{z,d}}{R_{B,z,t,d}}\right)^2 + \left(\frac{F_{x,d}}{R_{B,x,d}}\right)^2 \leq 1,0$  simultaneously, the condition shall be fulfilled.  
The allowable load is shown in unit [kg] and can be applied directly. All safety factors according to Eurocode 5 are already included with partial coefficient ( $\gamma_M = 1.3$ ), load duration and moisture factor ( $k_{mod} = 0.8$ ) as well as assumed load factor for ultimate limit condition ( $\gamma_{load} = 1.4$ ) according to EN 1990.
- Forces  $F_{B,z,t,k}$  and  $F_{B,z,c,k}$  represent tension and compression forces in the fitting.



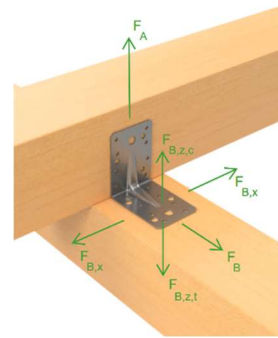
FLANGE A



FLANGE B



PILLAR



BEAM